

**minicap sebia
flex piercing**



**Small footprint
for full features**



SEBIA reserves the right to change this information at any time without prior notice. MFP-201803-B1-EN - ©12/2015 - Trademark: Shutterstock ©Borislav Borisov

DISTRIBUTED BY



Aleksandra Bogdanović
Product Manager
+381 69 1155 952
aleksandra.bogdanovic@east-diagnostics.com

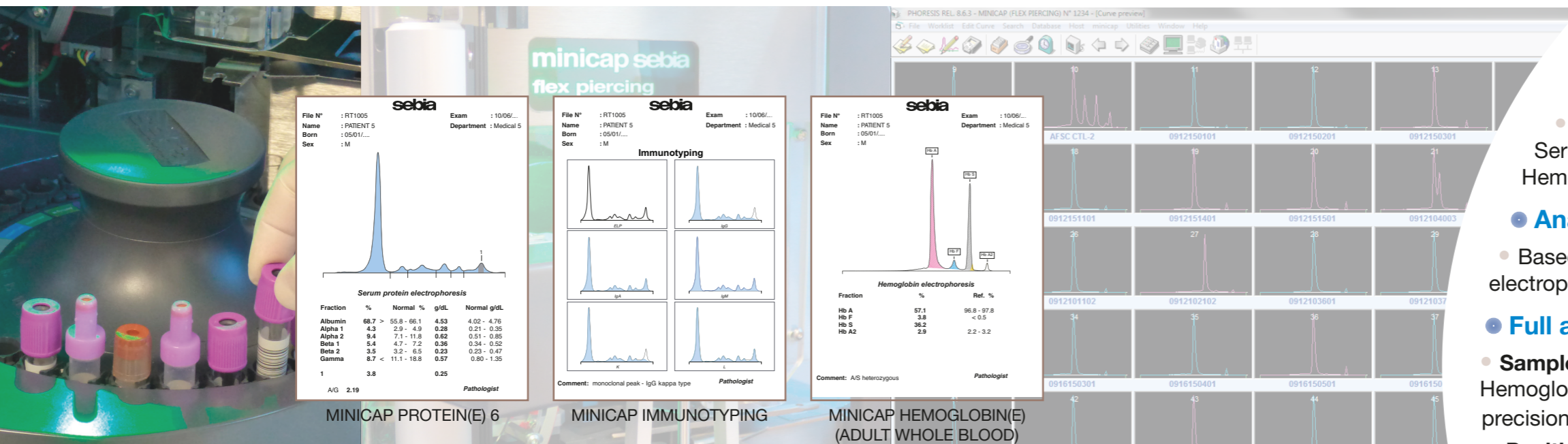
Mike Alasa 19, 11000 Belgrade
Republic of Serbia

east-diagnostics.com

sebia

sebia

minicap sebia flex piercing



MINICAP Flex Piercing

• Multi-parameter instrument, Large test menu

- Serum & Urine Proteins Electrophoresis (SPE & UPE), Serum & Urine Immunotyping, Hb A1c (venous blood) Hemoglobin electrophoresis (adult whole blood), CDT/CDT_{IFCC}

• Analytical performances

- Based on a solid experience of more than 10,000 capillary electrophoresis systems worldwide

• Full automation


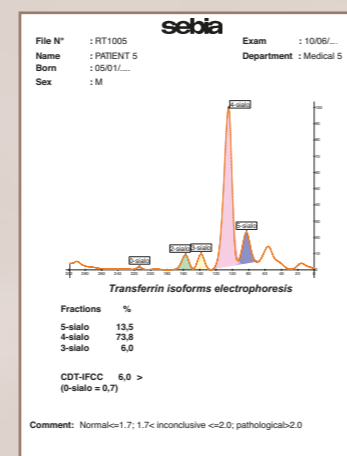
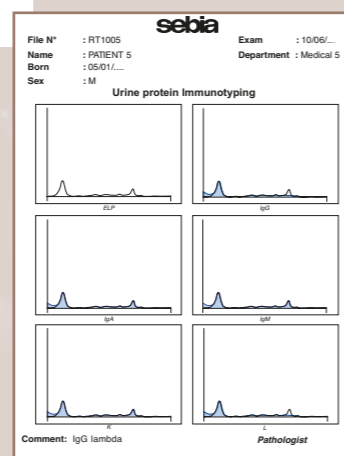
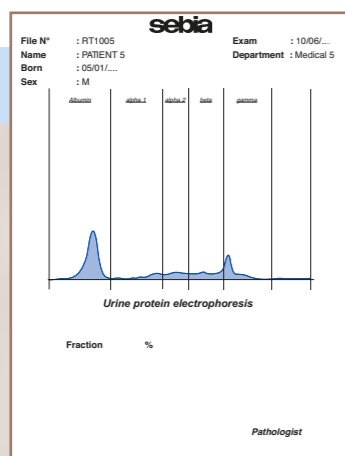
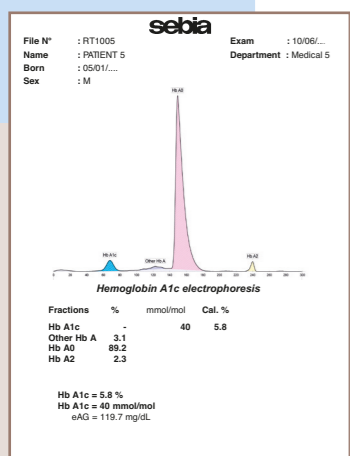
- **Sample mixing and cap piercing** capabilities on Hb A1c & Hemoglobin technics. Analytical superiority and enhanced results precision. Maximizes productivity and improve operator's safety.
- **Positive sample identification:** full traceability from primary tube to final result

• Throughput

- 20 tests/h (SPE & UPE)
- 8 tests/h (Hb A1c & Hemoglobin)
- 10 tests/h (CDT & CDT_{IFCC})

• Specifications

- Small footprint
- Continuous sample loading



• Main functions of the SQL Client/Server database

- Networking of all Sebia instruments
 - within a laboratory
 - between off-site locations
- Remote validation of the results
- Unlimited data storage
- Web access

• Interpretation software and results validation

- Intuitive and user-friendly interface
- Multicriteria search function
- Automatic recall of patient's history
- Automatic triage of the results

Technology advancements

Sample mixing



Cap piercing

